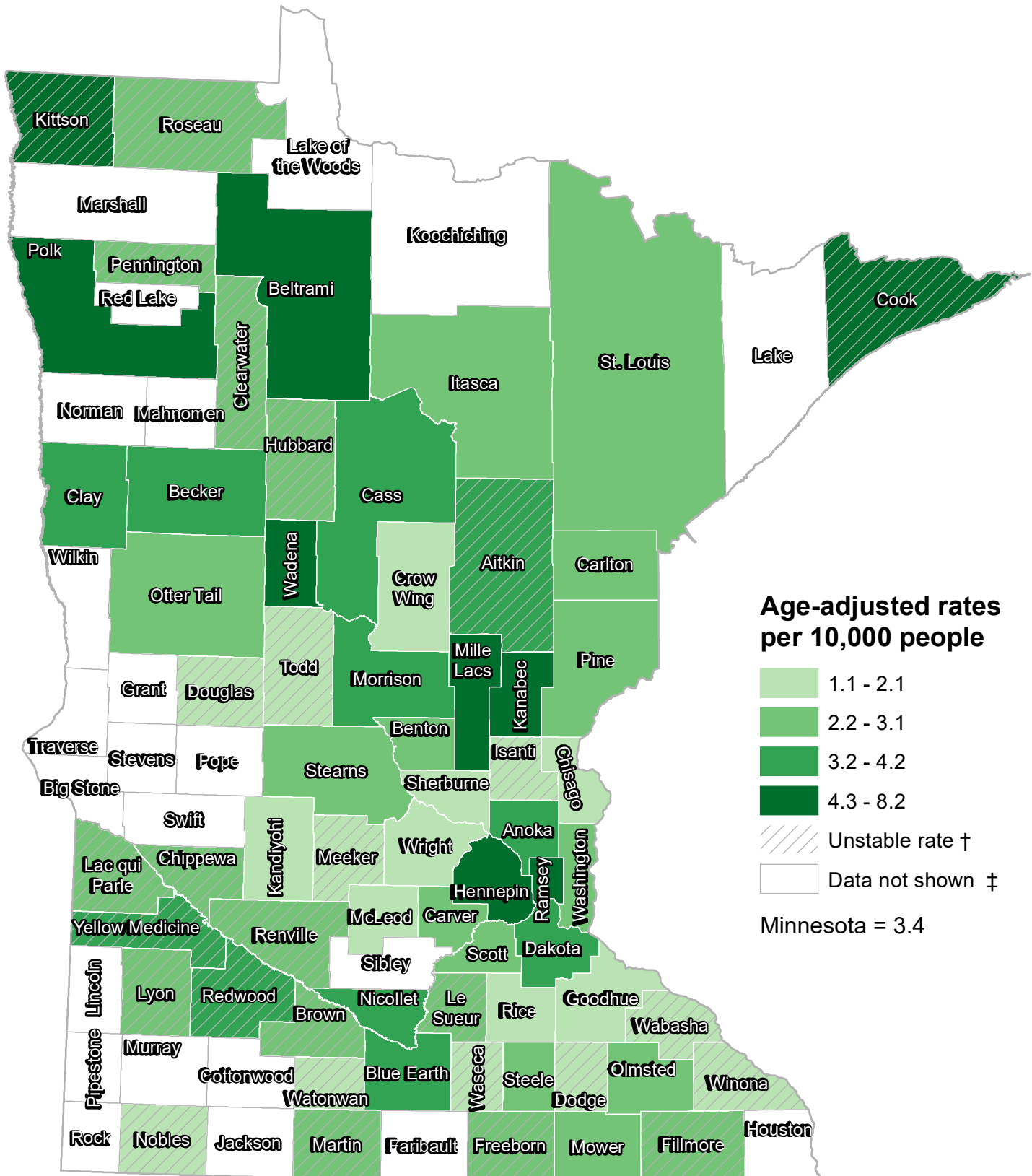


Asthma Hospitalizations, by County

All Ages, 2016 - 2018



† Unstable Rate: rates based on counts from 6 to 20 or with a relative standard error greater than or equal to 30% should be interpreted with caution: the rate may be unstable because it can change dramatically with the addition or subtraction of one case.

‡ Data Not Shown: rates are not calculated when the number of counts is less than or equal to 5, or when the population estimates for that area were not available.



Minnesota Environmental Public Health Tracking Program

Minnesota Public Health Data Access

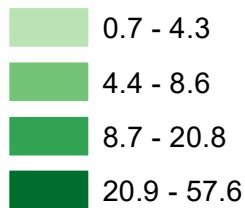
<http://health.mn.gov/mndata>

7/20/2020

Asthma Hospitalizations, by ZIP Code

All Ages, 2014 - 2018

Age-adjusted rates
per 10,000 people

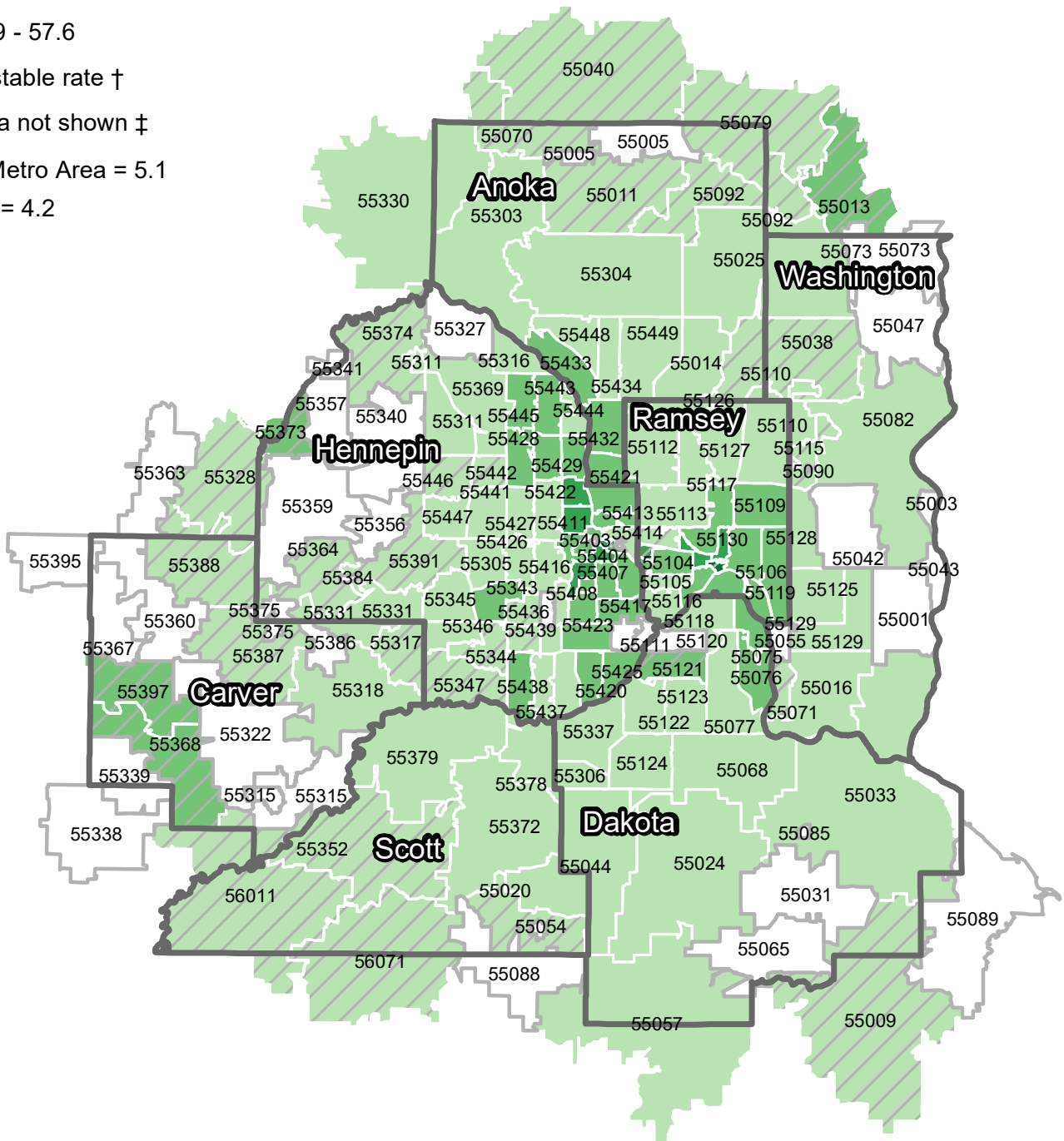


Unstable rate †

Data not shown ‡

7-County Metro Area = 5.1

Minnesota = 4.2



† Unstable Rate: rates based on counts from 6 to 20 or with a relative standard error greater than or equal to 30% should be interpreted with caution: the rate may be unstable because it can change dramatically with the addition or subtraction of one case.

‡ Data Not Shown: rates are not calculated when the number of counts is less than or equal to 5, or when the population estimates for that area were not available.



Minnesota Environmental Public Health Tracking Program

Minnesota Public Health Data Access

<http://health.mn.gov/mndata>

7/20/2020